

NORTHWEST NAZARENE UNIVERSITY

A Mobile Application for Northwest Nazarene University's Complex College Community

THESIS

Submitted to the Department of Mathematics and Computer Science
in partial fulfillment of the requirements for the degree of
BACHELOR OF ARTS

Kilen Multop
2017

THESIS
Submitted to the Department of Mathematics and Computer Science
in partial fulfillment of the requirements for the degree of
BACHELOR OF ARTS

Kilen Multop
2017

Author:

Kilen Multop

Approved:

Barry Myers, Ph.D., Professor of Computer Science
Department of Mathematics and Computer Science

Approved:

Zac Vineyard, Director of Web Development
Marketing Department, Second Reader

Approved:

Barry Myers, Ph.D., Chair,
Department of Mathematics and Computer Science

Abstract

A Mobile Application for Northwest Nazarene University's Complex College Community MULTOP, KILEN (Department of Mathematics and Computer Science), MYERS, DR. BARRY (Department of Mathematics and Computer Science) An application to provide audience specific media and tools on mobile devices for the NNU community was created. The application is built using the Ionic framework, a cross-compiler which utilizes a variety of helpful tools and plugins in one package. The app includes an adjustable newsfeed scroll, a calendar of events, and different modules. During the lifetime of the app, modules are implemented and then removed, in order to fit specific temporal functionality. Adding and removing specific functionality helps keep the app relevant and useful while maintaining a simplicity imperative to mobile design. The app conforms to NNU marketing department visual and color standards. The app implements an internal model-view-controller relationship, written in HTML, CSS and JavaScript, with respective libraries. The source code is then compiled into IOS and Android implementations, with the help of Apache Cordova. Native Ionic tools and resources were repurposed to create new functionality and a specific visual design. The application is now available on the Apple and Google App Stores.

Table of Contents

Title Page	i
Signatures	ii
Abstract	iii
Table of Contents	iv
Table of Figures	v
Introduction and Acknowledgments	1
The Problem and The Experiment	2
Design and Feature Decisions	5
Code Model and Implementation	9
Rabbit Trails and Future Development	12
References	14
Appendix	15

Table of Figures

<i>Figure 1 – Instagram home page UI</i>	3
<i>Figure 2 – Scottrade home page UI</i>	3
<i>Figure 3 – NNU home page UI</i>	5
<i>Figure 4-6 – navigation bars</i>	5
<i>Figure 7 – NNU home page UI with colored markings</i>	6
<i>Figure 8 – News scroll submenu, still in beta. Corresponds to fig 7 orange box</i>	6
<i>Figure 9 – NNU calendar page with colored markings</i>	7
<i>Figure 10 – calendar submenu, corresponds to fig 9 orange box</i>	7
<i>Figure 11 – NNU temporary module page, with colored markings</i>	8
<i>Figure 12 – code snippet of the controller</i>	10
<i>Figure 13 – NNU home page with colored markings indicating MVC design</i>	10
<i>Figure 14 – code snippet of SASS from the NNU application</i>	11
<i>Figure 15 – early drawing of an idea that was not incorporated into the final version</i>	12
<i>Figure 16 – prototype home page of the Howard’s Secret cookie clicker</i>	12
<i>Figure 17 – icon of the Brick House, an NNU landmark and achievement in the Howard’s Secret cookie clicker</i>	13

Introduction and Acknowledgements

This thesis project was developed in the hopes of one day creating an intuitive, relevant, and useful mobile tool for the NNU community. The project is deeply in debt to both Zac Vineyard and the Ionic framework; to whom belong the imperative technical knowledge and computational ability, respectively, to live develop a cross-compilable version controlled mobile application. The project is indebted to NNU's marketing department for providing materials necessary to conform to branding standards. Dale Hamilton and Dr. Barry Myers were crucial advisors both to the initial creation of the project as well as its ultimate completion.

The Problem & The Experiment

Mobile technology, Moore's law and the internet have changed the way knowledge gathering and social interactions work. People now use their phones to plan events, communicate news, and share their lives with one another. With the right mobile applications, a business or community can connect directly to their intended audience, bypassing more traditional means of communication. This bypass makes sense to the vast majority of mobile users, and just as consumers expected a website in the 2000's, consumers now expect mobile solutions. As the audience for mobile applications grows and becomes prominent, attention to other forms of communication diminish.

In the course of this project, many different administrative and students groups responded extremely positively to the idea of an NNU application. Not only did the project receive strong encouragement from both faculty and students, but another student independently developed his own idea for a mobile application during this project's development period! Clearly there was an unmet desire for a mobile application. In fact, at the conclusion of the project, the university continued to develop an app. Many factors influence the fact that NNU was not actively developing a mobile application before this project, but one of the most pertinent reasons to this thesis is that mobile applications for university environments, especially small ones, are notoriously hard to design, and notoriously unpopular with students. To understand why mobile applications for universities are hard to design, it is important to first understand a little bit about mobile User Interface, or mobile UI. There is a lot of literature about good and bad UI, but the mobile UI principle most important to this project is simplicity.

Simplicity in mobile application development is key. Whether it is attributed to shorter attention spans or smaller screens, users almost always prefer simplistic design. As anecdotal evidence, look at mobile giant Instagram's UI (Fig 1). This application is important, widely used, and very powerful. Yet it manages to keep its design relatively simple. The scroll area (green) is unhindered by popups or scrollovers, serves one purpose at a time, and takes up the majority of

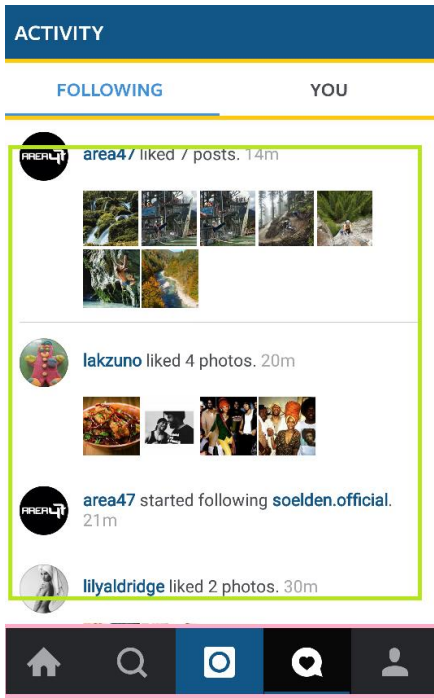


Figure 1 – Instagram home page UI

the screen's real estate. The top bar (orange) tells you which of the two options you selected. The bottom tabs (pink) are contained to only 5 tabs, of which the selected one is highlighted. With only slight variation, the rest of the Instagram application follows this design principle. To the uninformed, this may occasion a response similar to, "well, of course it's designed like that, how else would it be designed?". That sort of a response only serves as proof of the dominance of simplistic mobile UI.

In contrast, compare this mobile UI developed for Scottrade (Fig 2). Similar sections are highlighted in similar colors. The green section is split into two sections which serve

the same purpose. Not only does the green section repeat itself, but it also uses several different methods to communicate data, which crowd into each other and provide more



Figure 2 – Scottrade home page UI

information than is useful at any one time. The orange section is not readily clear, but it is also split into two non-adjointing sections. The pink section is not only split, but it takes some searching to determine which section had been recently clicked, which sections were important, and it is impossible to tell if changing one part of the pink section would affect the other part of the pink section. When contrasting the two designs, it is readily apparent that simple design is much easier to understand and use. The importance of simplistic design is widely accepted in the mobile UI community. Now that the importance of simplistic

design is understood, the conflict between simple mobile design and complex university environments may be understood.

An application like Instagram has an advantage over a university mobile application: most of its functions can be loosely described in a sentence, namely, sharing photos with your friends. In contrast, a university mobile application cannot meet the design principles listed in the introduction: “intuitive, relevant and useful” while still being described in one sentence. To quote Hamlet: “there’s the rub”. Universities are academic centers, but are sub-divided into graduate programs, undergraduate programs, libraries, and active research. Universities have athletic programs and intramurals, student government and student organizations, dorms and campus life. Universities are primarily for students, but an encompassing definition should include groups like alumni, parents, faculty, staff, administration, as well as students. What gets included, what gets nixed, and how do you group the tools or functions together? How does a university, which encompasses many different kinds of people, needs and functions maintain a simple design which mobile users have come to expect? How do different social, academic, financial and logistical desires play into a app which needs to be intuitive, relevant and useful? This is the problem, and the purpose of the project is to experiment if the problem may be solved, with methods that we will see.

Design and Feature Decisions

The simplicity problem was a key factor in initial designs. Keeping the UI simple meant not only clarifying how and where navigation and screen real estate were to be used, but also deciding which features would be included, and how. The project designers found a nice compromise by narrowing their user scope. They decided that this iteration of the application would only focus on current students. While desiring the design to be able to incorporate future users, the designers discovered the keystone of their design, which solves a good part of the

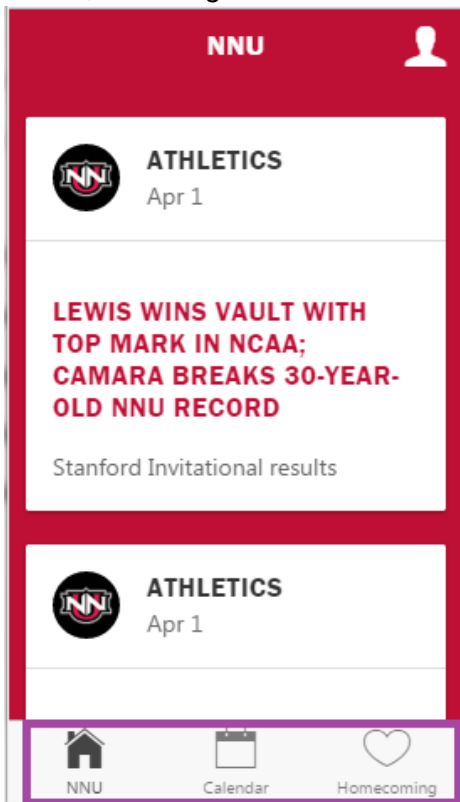


Figure 3 – NNU home page UI

simplicity issue. This “modular design” relies heavily on the use of modules which have a time limited or user limited functionality.

Here is how the modular design helps solve the problem of limited user scope vs flexible functionality. Remember that the designers want to keep our design simple and our users specific. If a feature was designed for a specific user group, the most UI simplistic solution would be to show the feature only to that user group. With modular design, all functionality derives from the same location, in this case the bottom navigation bar (shown in purple). The neat thing about modular design is that these modules can be added or removed with a simple variable, allowing custom

tailoring of app functionality to user or time period. The following figures (4-6) show a few different navigation bars that existed throughout development and/or implementation:

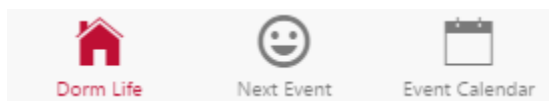


Figure 4 – 6, navigation bars


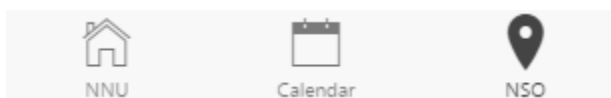


Figure 6

Figure 5



Because different modules can be designed and implemented independently, the designers were able to design and implement features for students as well as features for all users without having to sacrifice future integration issues. Modules also helped the designers implement functionality with more simplicity. The first publicly available version of the app included three navigation tabs: Home, Calendar and NSO. New student orientation, or NSO, was a temporary module that we included to provide relevant functionality during actual NSO. Once the NSO event was finished, the NSO module disappeared from our bottom navigation section. This allowed the designers to add quite a bit of functionality quickly and easily, while maintaining a simplistic design. Not all of the modules are temporary however; two modules included were intended to be more or less permanent, the calendar module and the home




Figure 7 – NNU home page UI with colored markings

module.

The home module went through many morphologies, but in its current implementation it is a news scroll which can be filtered to include specific news articles. (This functionality is still in Beta, meaning it has not been released). Modeled much like the Instagram homescreen example, our home screen includes a news scroll (green) and a top banner indicating which tab.




Figure 8 – News scroll submenu, still in beta. Corresponds to fig 7 orange box

The subscriptions subscreen gives the user the option to indicate what types of news articles they would like on the home screen. Functionality exists to support many more filter tags, as will be seen, but unfortunately, NNU news and information are fractured between departments and not ready to be consumed by the mobile app.

The calendar module is also very simple, relying on colored indicators to denote different types of events. Clicking on an event reveals more information about the event.

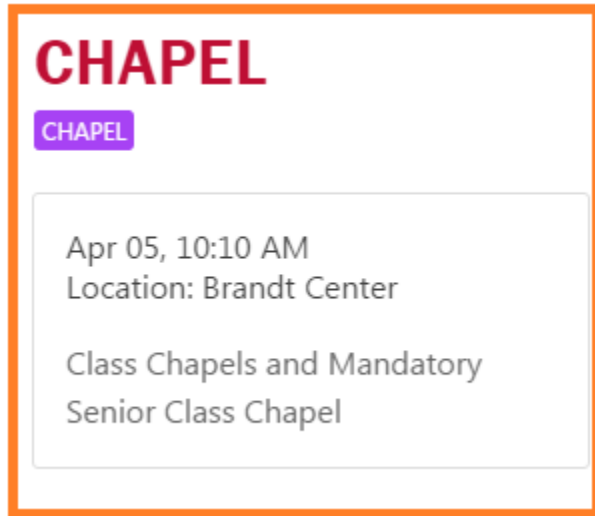


Figure 10 – calendar submenu, corresponds to fig 9 orange box

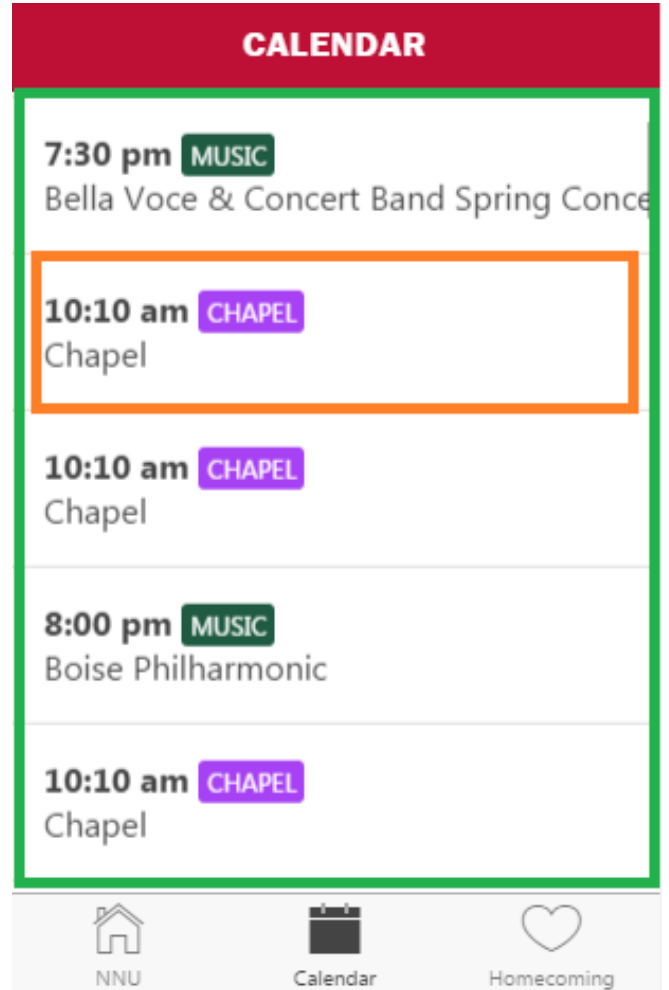


Figure 9 – NNU calendar page with colored markings




Figure 11 – NNU temporary module page, with colored markings

Of the other modules implemented, most followed a similar structure. Here is the NSO module, which was implemented in the first publicly available version of the app. Notice that in its basic design, it follows a predictable format, with most of its central scroll dedicated to the central task at hand. Unfortunately, no original screen scrapes of the NSO app remain, and due to the implementation of temporary consumable information, recreating the original screen is not possible. The green section would have contained a scrolling featured event card, as well as the connect card which still exists. The purple box contained a link to an NSO checklist which was also accessible by

a left swipe. The orange box contained a link to a mini-calendar that functioned much the same as the actual calendar, except that it only contained NSO events.

By keeping specific functionality in specific modules, the designers were able to develop temporary functionality within a framework which would accept new functionality without crowding out the possibility of future functionality. This way they were able to develop for the student user base a variety of tools, and keep them relevant to temporal needs while maintaining simplistic UI.

Code Model and Implementation

While there is much to be said about the speed and efficiency of both prototyping and cross compiling in the Ionic/Cordova environment, here is not the place. Suffice it to say that this project relied heavily on services and prototypes built by others. More information can be found at Ionic or Cordova's website. A brief explanation of the coding environment follows, as is necessary for understanding the work of this project. Ionic is a platform that compiles the web languages CSS, AngularJS and HTML5 into executable Android or IOS applications. Any code snippets relating to the formatting of the code will be in CSS, any relating to the structure of the code will be HTML5, and any relating to responsive functionality will be AngularJS.

The app is built using model view controller or "MVC" design. MVC can be a complicated subject to understand, but a cursory explanation of this project's implementation follows. The model is the backbone of the program. It determines things like navigation and allocates screen real estate to certain views. The views are constructs that look a specific way and display certain data from the controller, but may be swapped out without having to reload. Views are what the user can see. The controller manages events and data behind the scenes, changing values and updating states which are used blindly by the view or model, as the case may be. Let's look at the news scroll in the context of our MVC design to understand more about how the project was coded.

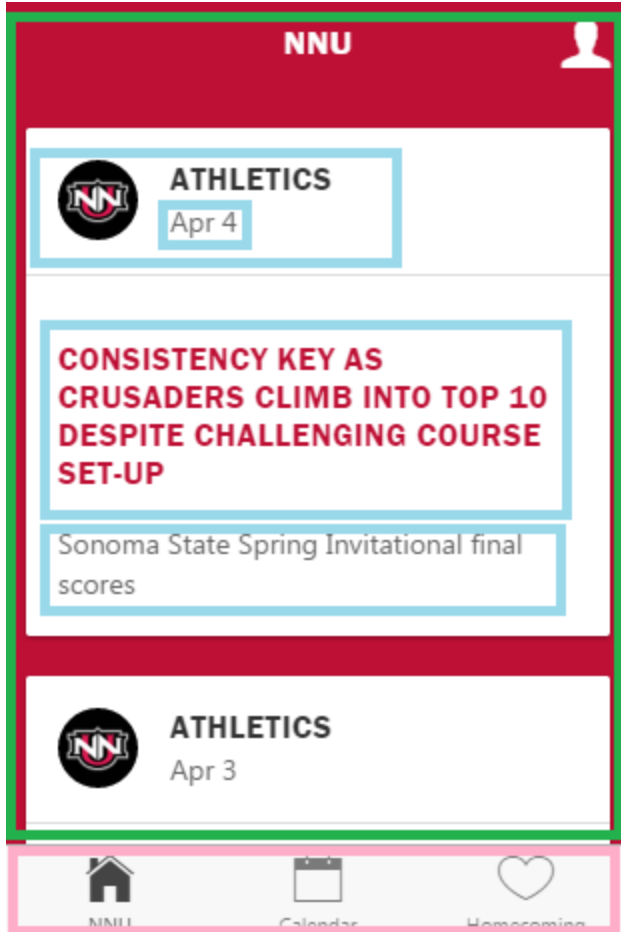


Figure 13 – NNU home page with colored markings indicating MVC design

Our implementation of MVC relies more on views and controllers and less on the model. Taking a look at the home page, we can divide up the screen into different sections depending on how they were created. Remembering MVC, there should be a model, view, and a controller. The model actually does very little to change the design look or feel for the app, although it does contain important data information, which is distributed to the view. Remaining to discuss are the views and the controller. The way that Ionic works, whenever a view is loaded, its corresponding controller is fired. This is very useful for the news scroller, because it needs to know all of the important news *before* it can

build the screen. The screen (view) does not know how many news articles it has to create until the controller gives it a news object. Handily, the controller is setup to do just that. So what happens? When the user navigates to the news scroll the news scroll’s controller is fired, and the controller creates an object which the view can easily digest. Then the view is created with the data object from the controller. To help clarify, the information that was generated by the controller is in blue, and the space occupied by the view is green. The pink area is actually the parent view of the green view, which is a little bit confusing, but not entirely worth discussing in the context of this project. For reference, this (fig 12) is a code snippet of the first line of the controller:

```
.controller('NnuCtrl', function($scope,$ionicModal,$localStorage,$http,
  ))
```

Figure 12 – code snippet of the controller

So how does the controller get the news articles and package them into a neat container for the view to use? Zac Vineyard built a RESTful API on the NNU website which contained all of the news articles as a JSON (JavaScript Object Notation) object. AngularJS natively handles JSON objects, as both JavaScript. The controller simply sends an https request to the NNU website, and gets the JSON object as HTML. The view is served the object, and a dynamic newsfeed was coded relatively easily, with the help of AngularJS.

A short explanation of what makes AngularJS so helpful may be necessary. AngularJS is what allows the MVC design model to work. By abstracting data, views and controllers, AngularJS allows a dynamic newsfeed to be created by only one instance of the template, and its own iterator, ng-repeat. The iterator loops over all the data in the model, and creates an object in the view for each, as per the specifications of both the view and the model. This allows for specific functionality and data from only a simple template. Different news objects can have different titles, bodies, dates and even administrative categories which help sort between athletic news articles and normal news articles. As those are the only two types of news stories available in JSON format online, they are currently the only administrative categories to make it on the app.

Another neat set of functionality was achieved by using SASS - syntactically awesome

```
$positive:           #be0f34 !default;
$calm:               #9ec3df !default;
$balanced:           #aab300 !default;
$energized:          #e55302 !default;
```

Figure 14 – code snippet of SASS from the NNU application

stylesheets, a library of CSS which ships with the Ionic platform. SASS allowed the app to procedurally use specific colour schemes without having to resort to specific tagging or

more complex CSS. Instead, SASS is compiled into CSS at runtime with built in variables, so that we could change a specific color in one place instead of several. This allowed us to easily conform the app's colours to NNU marketing department standards.

Rabbit Trails and Future Development

Part of the process of designing the app was building features and functionality that were never able to be used, or thinking of ideas that never got to be implemented. While these features and ideas did not make it into the final project, they had an impact on its direction and soaked up a good bit of time.

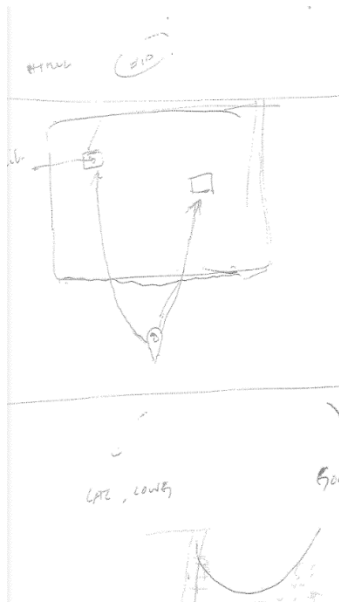


Figure 15 – early drawing of an idea that was not incorporated into the final version

The first idea that hit the chopping block was a campus map. Partially because it was important to release the first version for NSO, and partially because it seemed like an achievable feat, quite a bit of time was spent trying to make a campus map. Fortunately, it was a good learning opportunity at the beginning of development. Unfortunately, no workable solution was built.

Other modules were partially built but not finished. Temporary modules for both TWIRP and Black Tie were built, but neither were completed to fruition. TWIRP got close, but unfortunately there was not an easy way to integrate buying a ticket in the app, a joint fault of both the SGA ticket system, and the lack of security native to the app. Integration with the NNU student newspaper The Crusader was also a long time goal that has yet to be achieved.

Perhaps the biggest disappointment and funnest incomplete idea was the NNU themed “cookie clicker” that was partially built. Cookie Clicker is a flash game whose

gameplay includes clicking a cookie to make it larger to get more cookies. The idea is a bit absurd but is widely popular. In an attempt to gamify and popularize the app, the idea of adding a “cookie clicker” into the app was born. The




Figure 16 – prototype home page of the Howard's Secret cookie clicker

idea being that the more the user used the app, the more currency they would earn towards buying things that could get them more currency. The twists were that 1) given enough currency



Figure 17 – icon of the Brick House, an NNU landmark and achievement in the Howard's Secret cookie clicker

a user could collect campus buildings and 2) certain currencies could only be collected by attending NNU events. The game, then, would incentivize not only using the app but also being active within the community and users would collect their own little pieces of campus.

Programmatically, all the pieces were (and still are)

there, they simply need to be put together to make the clicker look and feel consistent with the design of the application.

Finally, many different features were proposed which require a secure account. This is perhaps the biggest piece of the puzzle still missing from the app - secure login and integration with NNU's student login. Given this, a whole list of extra features such as: campus alerts, meal plan status, financial aid status, Canvas integration, and student life integration would be possible. Once secure login was achieved, building different modules for different user groups like alumni and staff would be much more specific and powerful. This is the next logical step in the development of the app, but it is quite a big one to be sure.

References

"Bad Mobile Apps- UI Design Gone Wrong." Theresa Neil. 22 Aug. 2011. Web. 05 May 2017. <<https://theresaneil.wordpress.com/2011/08/22/bad-mobile-apps-ui-design-gone-wrong/>>.

Stack Overflow. Web. 05 May 2017. <<https://stackoverflow.com/>>.

Ionicframework. "The Top Open Source Framework for Building Amazing Mobile Apps." Ionic Framework. eb. 05 May 2017. <<https://ionicframework.com/>>.

Ionicframework. "Ionic Documentation." Ionic Framework. Web. 05 May 2017. <<https://ionicframework.com/docs/>>.

Apache Cordova. Web. 05 May 2017. <<https://cordova.apache.org/>>.

Atlassian. "The Git Solution for Professional Teams." Bitbucket. Web. 05 May 2017. <<https://bitbucket.org/>>.

AngularJS - Superheroic JavaScript MVW Framework. Web. 05 May 2017. <<https://angularjs.org/>>.

Appendix

```
angular.module('app', ['ionic', 'app.controllers', 'app.services', 'ionic.ion.autoListDivider'])
```

```
.run(function($ionicPlatform,$localStorage) {
```

```
  $ionicPlatform.ready(function() {
```

```
    if (window.cordova && window.cordova.plugins &&
```

```
window.cordova.plugins.Keyboard) {
```

```
    cordova.plugins.Keyboard.hideKeyboardAccessoryBar(true);
```

```
    cordova.plugins.Keyboard.disableScroll(true);
```

```
  }
```

```
  if (window.StatusBar) {
```

```
    StatusBar.styleDefault();
```

```
  }
```

```
});
```

```
$ionicPlatform.ready(function() {
```

```
  if (window.cordova && ionic.Platform.isIOS()) {
```

```
    window.addEventListener("statusTap", function() {
```

```
      $ionicScrollDelegate.scrollTop(true);
```

```
    });
```

```
  }
```

```
});
```

```
temp = $localStorage.getObject('Sources');
```

```
if(temp == null){
```

```
  Sources = [ //structure to store user preferences for news sources
```

```
    {"category" : "athletics",
```

```

    Source: true,
    "Title": "Athletics"},
    {"category": "nnu",
    Source : true,
    "Title" : "NNU"},
    ];
}
else{
    Sources = $localStorage.getObject('Sources');
}

$localStorage.setObject('Sources',Sources);

})

.factory('$localStorage', ['$window', function($window) {
return {
    set: function(key, value) {
        $window.localStorage[key] = value;
    },
    get: function(key, defaultValue) {
        return $window.localStorage[key] || null;
    },
    setObject: function(key, value) {
        $window.localStorage[key] = JSON.stringify(value);
    }
}
}

```

```

    },
    getObject: function(key) {
        return JSON.parse($window.localStorage[key] || '{}');
    }
}
}
})

.config(function($stateProvider, $urlRouterProvider, $ionicConfigProvider) {

    $ionicConfigProvider.tabs.position('bottom');

    $stateProvider

    .state('tab', {
        url: '/tab',
        templateUrl: 'templates/nnu/tabs.html',
        abstract:true,
        controller: 'NnuCtrl'
    })

    .state('tab.nnu', {
        cache: false,
        url: '/nnu',
        views: {
            'tab-nnu': {
                templateUrl: 'templates/nnu/index.html',
                controller: 'NnuCtrl'
            }
        }
    })

```

```

    }
  })

  .state('profile', {
    url: '/profile',
    templateUrl: 'templates/nnu/profile.html',
    controller: 'ProCtrl',
  })

  .state('secret', {
    url: '/secret',
    templateUrl: 'templates/nnu/secret.html',
    controller: 'SecretCtrl',
  })

  .state('tab.calendar', {
    url: '/calendar',
    views: {
      "tab-calendar": {
        templateUrl: 'templates/calendar/home.html',
        controller: 'CalendarCtrl'
      }
    }
  })

  .state('tab.event', {
    url: '/calendar/:eventId',

```

```
views:{
  "tab-calendar": {
    templateUrl: 'templates/calendar/event.html',
    controller: 'EventsCtrl'
  }
}
})
```

```
.state('tab.nso', {
  url: '/nso',
  views: {
    'tab-nso': {
      templateUrl: 'templates/nso/home.html',
      controller: 'NsoCtrl'
    }
  }
})
```

```
.state('tab.nso.schedule', {
  url: '/nso/schedule',
  views: {
    'tab-nso': {
      templateUrl: 'templates/nso/schedule.html',
      controller: 'NsoCtrl'
    }
  }
})
```



```
.state('tab.nsoevent', {  
  url: '/nso/schedule/:eventId',  
  views: {  
    'tab-nso': {  
      templateUrl: 'templates/nso/event.html',  
      controller: 'NsoEventCtrl'  
    }  
  }  
})
```

```
.state('tab.homecoming', {  
  url: '/homecoming',  
  views: {  
    'tab-homecoming': {  
      templateUrl: 'templates/homecoming/home.html',  
      controller: 'HomecomingCtrl'  
    }  
  }  
})
```

```
.state('tab.homecomingschedule', {  
  url: '/homecoming/schedule',  
  views: {  
    'tab-homecoming': {  
      templateUrl: 'templates/homecoming/schedule.html',  
      controller: 'HomecomingCtrl'  
    }  
  }  
})
```

```

    }
  }
})

.state('tab.homecomingevent', {
  url: '/homecoming/schedule/:eventId',
  views: {
    'tab-homecoming': {
      templateUrl: 'templates/homecoming/event.html',
      controller: 'HomecomingEventCtrl'
    }
  }
})

$urlRouterProvider.otherwise('/tab/nnu');

});

angular.module('app.controllers', [])

// Base NNU app controller

.controller('NnuCtrl', function($scope,$ionicModal,$localStorage,$http,$sce,$sanitize) {

  $scope.$on('$ionicView.beforeEnter', function(){

    $scope.doRefresh();

    console.log("beforeenter working");

  });
});

```

```
$scope.news_url = ' http://api.nnu.edu/news';
```

```
$scope.toTrustedHTML = function(html) {  
    var newString = $sanitize(html);  
    return $sce.trustAsHtml(newString);  
}
```

```
$scope.navigate = function (url) {  
    window.open(url, '_system', 'location=yes');  
    return false;  
}
```

```
$scope.doRefresh = function() {  
    console.log("Refreshing");  
  
    var Sources = $localStorage.getObject('Sources');  
    console.log(Sources);  
  
    $scope.Sources = Sources;  
  
    var filteredNews = [];  
  
    $http.get($scope.news_url)  
    .success(function(items) {  
        $scope.rawnews = items;  
  
        //check to see if user wants the news before storing it  
        $scope.rawnews.forEach(function(item){  
            // console.log("Got inside first forEach");
```

```

Sources.forEach(function(source){
    //console.log("Got inside second forEach");
    if(item != null){
        if(item.category == source.category){
            // console.log("Evaled categories to be the same");
            // console.log(source.Source);
            if(source.Source == true){
                filteredNews.push(item);
            }
        }
    }
})

})

localStorage.setObject('news',null);
localStorage.setObject('news',filteredNews);
})

.finally(function() {
    $scope.news = localStorage.getObject('news');
    // Stop the ion-refresher from spinning
    $scope.$broadcast('scroll.refreshComplete');
});

```

```

    console.log("Refreshed");

};

//console.log($localStorage.getObject('news'));
/*
$scope.loader = true;

$http.get($scope.news_url)
.success(function(newItems) {
    console.log("Loader used");
    $scope.news = newItems;
    $scope.doRefresh();
    $localStorage.setObject('news',null);
    $localStorage.setObject('news',$scope.news);
})
.finally(function() {
    $scope.loader = false;
});*/

$scope.enable_by_date = function(date1, date2) {
    var now = new Date();
    var dateObj1 = new Date(date1);
    var dateObj2 = new Date(date2);
    if(now > dateObj1 && now < dateObj2)
    {
        return true;
    }
}

```

```

    return false;
};

/*
$scope.newsDisplay = function(item){
    $scope.Sources = $localStorage.getObject('Sources');
    var flag = true;
    Sources.forEach(function(Category){
        if(item.category == Category.category){
            if(Category.Source == false){

                flag = false;
                return false;
            }
            return true;
        }
    })
    return flag;
}
console.log($scope.Sources);
*/

})

.controller('CalendarCtrl',
function($scope,$ionicHistory,$localStorage,$http,$ionicModal) {

```

```
$scope.event_data_url = 'https://www.nnu.edu/calendar/data?future=true';
```

```
$scope.goBack = function() {
```

```
    $ionicHistory.goBack();
```

```
};
```

```
$scope.doRefresh = function() {
```

```
    $http.get($scope.event_data_url)
```

```
    .success(function(items) {
```

```
        $scope.apply = null;
```

```
        $scope.calendar_events = items;
```

```
        $localStorage.setObject('calendar_events',null);
```

```
        $localStorage.setObject('calendar_events',$scope.calendar_events);
```

```
    })
```

```
    .finally(function() {
```

```
        // Stop the ion-refresher from spinning
```

```
        $scope.$broadcast('scroll.refreshComplete');
```

```
    });
```

```
};
```

```
$scope.loader = true;
```

```
$http.get($scope.event_data_url)
```

```
.success(function(newItems) {
```

```
    $scope.calendar_events = newItems;
```

```
    $localStorage.setObject('calendar_events',null);
```

```

        $localStorage.setObject('calendar_events',$scope.calendar_events);
    })
    .finally(function() {
        $scope.loader = false;
    });
})

.controller('EventsCtrl',
function($scope,$ionicHistory,$stateParams,$localStorage,$sce,$sanitize) {

    function isArray(value, array) {
        return array.indexOf(value) > -1;
    }

    $scope.toTrustedHTML = function(html) {
        var regex = /href="([\S]+)/g;
        var newString = $sanitize(html).replace(regex, "onClick=\"window.open('$1',
'_system', 'location=yes'); return false;\"");
        return $sce.trustAsHtml(newString);
    }

    $scope.goBack = function() {
        $ionicHistory.goBack();
    };

    var calendar_events = $localStorage.getObject('calendar_events');

    $scope.event_id = $stateParams.eventId;

```



```

$scope.calendar_events = [];
calendar_events.forEach(function(e)
{
    if(e.id == $scope.event_id) {
        $scope.calendar_events.push(e);
    }
});
})

.controller('NsoCtrl',
function($scope,$ionicHistory,$localStorage,$http,$ionicModal,$sce,$sanitize) {

    $scope.event_data_url =
'https://www.nnu.edu/calendar/data?category=nso&future=true';

    $scope.goBack = function() {
        $ionicHistory.goBack();
    };

    $scope.toTrustedHTML = function(html) {
        var newString = $sanitize(html);
        return $sce.trustAsHtml(newString);
    }

    $scope.doRefresh = function() {

        $http.get($scope.event_data_url)
        .success(function(items) {

```

```

$scope.apply = null;

$scope.nso_events = items;

$localStorage.setObject('nso_events',null);

$localStorage.setObject('nso_events',$scope.nso_events);
})

.finally(function() {

    // Stop the ion-refresher from spinning

    $scope.$broadcast('scroll.refreshComplete');

});

};

$scope.loader = true;

$http.get($scope.event_data_url)

.success(function(newItems) {

    $scope.nso_events = newItems;

    $localStorage.setObject('nso_events',null);

    $localStorage.setObject('nso_events',$scope.nso_events);

})

.finally(function() {

    $scope.loader = false;

});

var checklist = [

    {

        "id": 0,

```

```
"checked": false,  
"text": '<strong>Have your picture taken for your ID card in the Learning  
Commons.</strong><br /><span class="help">ID cards are required for meals beginning  
Saturday.</span>'
```

```
},
```

```
{
```

```
"id": 1,
```

```
"checked": false,
```

```
"text": '<strong>Check housing assignment.</strong><br /><span class="help">If  
you do not have a housing assignment, go to the Student Development Office in the  
Student Center.</span>'
```

```
},
```

```
{
```

```
"id": 2,
```

```
"checked": false,
```

```
"text": '<strong>Move in to your dorm.</strong><br /><span class="help">After  
you've confirmed your housing assignment, you can move in!</span>'
```

```
},
```

```
{
```

```
"id": 3,
```

```
"checked": false,
```

```
"text": '<strong>Submit immunization records to Wellness Center.</strong><br  
</span class="help">If not previously submitted.</span>'
```

```
},
```

```
{
```

```
"id": 4,
```

```

    "checked": false,
    "text": '<strong>Confirm your NNU box number.</strong><br /><span
class="help">Go to the NNU Mail Room in the Student Center.</span></span>'
  },
  {
    "id": 5,
    "checked": false,
    "text": '<strong>Pay your student account.</strong><br /><span class="help">You
are not officially enrolled until you have a schedule and have made payment
arrangements on your student account at the Business Office.</span>'
  }
];

function isEmpty(obj) {
  return Object.keys(obj).length === 0;
}

//localStorage.setObject('checklist_items',{});
var checklist_cache = localStorage.getObject('checklist_items');

if(!isEmpty(checklist_cache))
{
  $scope.checklist_items = checklist_cache;
}
else
{
  $scope.checklist_items = checklist;
}

```

```

}

$scope.checkTheBox = function() {
    $localStorage.setObject('checklist_items',null);
    $localStorage.setObject("checklist_items",$scope.checklist_items);
}

// Animate the checklist modal
$ionicModal.fromTemplateUrl('templates/nso/checklist.html', {
    scope: $scope,
    animation: 'slide-in-left'
}).then(function(modal) { $scope.checklist_modal = modal });
})

.controller('NsoEventCtrl', function($scope, $ionicHistory, $stateParams, $localStorage,
$sce, $sanitize) {

    function isInArray(value, array) {
        return array.indexOf(value) > -1;
    }

    $scope.toTrustedHTML = function(html) {
        var regex = /href="([\S]+)/g;
        var newString = $sanitize(html).replace(regex, "onClick=\"window.open('$1',
'_system', 'location=yes'); return false;\"");
        return $sce.trustAsHtml(newString);
    }
}

```

```

$scope.goBack = function() {
    $ionicHistory.goBack();
};

var nso_events = $localStorage.getObject('nso_events');

$scope.event_id = $stateParams.eventId;
$scope.nso_events = [];
nso_events.forEach(function(e)
{
    if(e.id == $scope.event_id) {
        $scope.nso_events.push(e);
    }
});
})

.controller('ProCtrl', function($scope,$localStorage){
    $scope.$on("$ionicView.beforeEnter",function(){
        console.log("Profile controller accessed");

        $scope.Sources = $localStorage.getObject('Sources');
        console.log($scope.Sources);

    })

```

```

$scope.$on("$ionicView.beforeLeave", function(){
    console.log($scope.Sources);
    $localStorage.setObject('Sources', $scope.Sources);
    console.log("re-wrote preference");

})
})

.controller('SecretCtrl', function($scope, $localStorage, $http,$sce,$sanitize){

    $scope.http_url = 'http://10.209.0.17/GroupProjectDatabase/index.php';

    $scope.junk = "zer0";

    console.log($scope.junk);

    $scope.toTrustedHTML = function(html) {
        var newString = $sanitize(html);
        return $sce.trustAsHtml(newString);
    }

    $http.get($scope.http_url)
    .success(function(data) {
        $scope.junk = $sce.trustAsHtml(data);
    })

    .error(function(data) {
        alert("ERROR");
    }

```

```

});

console.log($scope.junk);

$scope.Howards = 0;

$scope.Trees = 45;

$scope.addHoward = function(){
    $scope.Howards = $scope.Howards + 1;
};
})

.controller('HomecomingCtrl',
function($scope,$ionicHistory,$localStorage,$http,$ionicModal,$sce,$sanitize) {

    $scope.event_data_url =
'https://www.nnu.edu/calendar/data?category=homecoming&future=true';

    $scope.goBack = function() {
        $ionicHistory.goBack();
    };

    $scope.toTrustedHTML = function(html) {
        var newString = $sanitize(html);
        return $sce.trustAsHtml(newString);
    }

    $scope.doRefresh = function() {

```



```

$http.get($scope.event_data_url)
.success(function(items) {
    $scope.apply = null;
    $scope.homecoming_events = items;
    $localStorage.setObject('homecoming_events',null);
    $localStorage.setObject('homecoming_events',$scope.homecoming_events);
})
    .finally(function() {
        // Stop the ion-refresher from spinning
        $scope.$broadcast('scroll.refreshComplete');
    });
};

$scope.loader = true;

$http.get($scope.event_data_url)
.success(function(newItems) {
    $scope.homecoming_events = newItems;
    $localStorage.setObject('homecoming_events',null);
    $localStorage.setObject('homecoming_events',$scope.homecoming_events);
})
    .finally(function() {
        $scope.loader = false;
    });
})

```

```

.controller('HomecomingEventCtrl', function($scope, $ionicHistory, $stateParams,
$localStorage, $sce, $sanitize) {

    function isInArray(value, array) {
        return array.indexOf(value) > -1;
    }

    $scope.toTrustedHTML = function(html) {
        var regex = /href="([\S]+)"/g;
        var newString = $sanitize(html).replace(regex, "onClick=\"window.open('$1',
'_system', 'location=yes'); return false;\"");
        return $sce.trustAsHtml(newString);
    }

    $scope.goBack = function() {
        $ionicHistory.goBack();
    };

    var homecoming_events = $localStorage.getObject('homecoming_events');

    $scope.event_id = $stateParams.eventId;
    $scope.homecoming_events = [];
    homecoming_events.forEach(function(e)
    {
        if(e.id == $scope.event_id) {
            $scope.homecoming_events.push(e);
        }
    }

```

```

});

})

.controller('TabCtrl', function() {

});

angular.module('app.services', [])

$light:           #fff !default;
$stable:          #f8f8f8 !default;
$positive:        #387ef5 !default;
$calm:            #11c1f3 !default;
$balanced:        #33cd5f !default;
$energized:       #ffc900 !default;
$assertive:       #ef473a !default;
$royal:           #886aea !default;
$dark:            #444 !default;

/* Empty. Add your own CSS if you like */

@font-face {
    font-family: 'Franklin';
    src: url('../fonts/franklin.eot'); /* IE9 Compat Modes */
    src: url('../fonts/franklin.eot?#iefix') format('embedded-opentype'), /* IE6-IE8 */
        url('../fonts/franklin.woff') format('woff'), /* Modern Browsers */
        url('../fonts/franklin.ttf') format('truetype'), /* Safari, Android, iOS */
        url('../fonts/franklin.svg#svgFontName') format('svg'); /* Legacy iOS */

```

```

}

@font-face {
    font-family: 'Caledonia';
    src: url('../fonts/caledonia.eot'); /* IE9 Compat Modes */
    src: url('../fonts/caledonia.eot?#iefix') format('embedded-opentype'), /* IE6-IE8 */
        url('../fonts/caledonia.woff') format('woff'), /* Modern Browsers */
        url('../fonts/caledonia.ttf') format('truetype'), /* Safari, Android, iOS */
        url('../fonts/caledonia.svg#svgFontName') format('svg'); /* Legacy iOS */
}

.ion-ios-homecoming {
    background-size: 32px 32px;
}

.ion-ios-homecoming:before {
    /*content: url('../img/icon_homecoming_on.png') !important;*/
    background-image:url('../img/icon_homecoming_on.png');
    background-size: 32px 32px;
}

ion-nav-view {
    background-color:transparent!important;
}

h1,h2,.item-divider {
    color:#be0f34!important;
    font-family:"Franklin", Arial, Helvetica, sans-serif!important;
}

```

```
    text-transform:uppercase;
    letter-spacing:0.5px;
}
```

```
.article {
    background-color:#ffffff;
    color:#333333;
    border-radius:3px;
    padding:20px;
    margin:10px;
}
```

```
.article h3 {
    font-size:18px;
    color:#333333;
    margin:10px 0;
}
```

```
.article .meta {
    color:#666666;
    font-size:80%;
}
```

```
.align-center {
    text-align:center;
}
```

```
.bar-energized {
```

```
        background-color:#00b38a!important;
    }

    .bar-kingdom-red {
        background-color:#872434!important;
        color:#ffffff;
    }

    .bar-kingdom-red .button-clear.button-clear {
        color:#ffffff;
    }

    .events h2 {
        font-size:2rem;
    }

    .events p {
        font-size:16px;
        line-height:24px;
    }

    h1.title {
        color:#ffffff!important;
    }

    ion-modal-view.intro ion-content.background-positive, ion-modal-view.intro .bar.bar-
    positive {
        color:#ffffff;
```

```
border-color:#00b38a;  
background-color:#4b5457;  
}
```

```
ion-modal-view.intro img {  
margin:20px 0;  
}
```

```
ion-modal-view.intro ion-scroll {  
margin:20px;  
}
```

```
.background-positive {  
background-color: #be0f34;  
}
```

```
.background-grey {  
background-color: #4b5457;  
}
```

```
.background-transformation-teal {  
background-color: #00b38a;  
}
```

```
.background-kingdom-red {  
background-color: #872434;  
}
```

```
.background-no-lines {
```

```
background-image: none !important;
border-bottom:0px !important;
border-top:0px !important;
border:0px;
}
```

```
.background-positive-bar-remove-line {
background-color: #be0f34;
background-image: none !important;
border-bottom:0px !important;
border-top:0px !important;
border:0px;
}
```

```
.events h2 {
text-overflow:inherit;
white-space:pre-wrap;
}
```

```
.checklist .item-content {
text-overflow:inherit;
white-space:pre-wrap!important;
}
```

```
.help {
font-size:14px;
}
```



```
#loading {  
    position:absolute;  
    top:50%;  
    left:50%;  
    margin-left:-12px;  
    z-index:9999;  
}  
  
.homecoming .icon-pulling, .homecoming .text-pulling {  
    color:#ffffff!important;  
}  
  
.homecoming .icon-pulling svg {  
    stroke: #ffffff;  
    fill: #ffffff;  
}  
  
.homecoming .divider {  
    color:#872434!important;  
}  
  
.homecoming h2 {  
    color:#4b5457!important;  
}  
  
.homecoming h3 {  
    color:#ffffff!important;
```

```
text-align:left;
padding-top:20px;
padding-left:10px;
}
```

```
.homecoming #loading {
position:relative;
margin-left:-12px;
z-index:9999;
}
```

```
.homecoming .spinner svg {
stroke: #ffffff;
fill: #ffffff;
}
```

```
/* Spinner and refresh colors for schedule page */
```

```
.homecoming.schedule .icon-pulling, .homecoming.schedule .text-pulling {
color:#444444!important;
}
```

```
.homecoming.schedule .icon-pulling svg {
stroke: #444444;
fill: #444444;
}
```

```
.homecoming.schedule #loading {
position:relative;
```

```
margin-left:-12px;
z-index:9999;
}

.homecoming.schedule .spinner svg {
stroke: #444444;
fill: #444444;
}

.nso .icon-pulling, .nso .text-pulling {
color:#333333!important;
}

.nso .icon-pulling svg {
stroke: #ffffff;
fill: #ffffff;
}

.nso .divider {
color:#00b38a!important;
}

.nso h2 {
color:#4b5457!important;
}

.nso h3 {
color:#ffffff!important;
}
```

```
        text-align:center;
        padding-top:20px;
    }
```

```
.nso #loading {
    position:relative;
    margin-left:-12px;
    z-index:9999;
}
```

```
.nso .spinner svg {
    stroke: #333333;
    fill: #333333;
}
```

```
.news svg {
    stroke: #ffffff!important;
    fill: #ffffff!important;
}
```

```
.news .icon-pulling, .news .text-pulling {
    color:#ffffff!important;
}
```

```
.news .icon-pulling svg {
    stroke: #ffffff;
    fill: #ffffff;
}
```

```
.title {  
    font-family:"Franklin", Arial, Helvetica, sans-serif!important;  
    text-transform:uppercase;  
    letter-spacing:0.5px;  
}
```

```
.slide-in-left {  
    -webkit-transform: translate3d(-100%, 0, 0);  
    transform: translate3d(-100%, 0, 0);  
}
```

```
.slide-in-left.ng-enter, .slide-in-left > .ng-enter {  
    -webkit-transition: all cubic-bezier(0.1, 0.7, 0.1, 1) 400ms;  
    transition: all cubic-bezier(0.1, 0.7, 0.1, 1) 400ms;  
}
```

```
.slide-in-left.ng-enter-active, .slide-in-left > .ng-enter-active {  
    -webkit-transform: translate3d(0, 0, 0);  
    transform: translate3d(0, 0, 0);  
}
```

```
.slide-in-left.ng-leave, .slide-in-left > .ng-leave {  
    -webkit-transition: all ease-in-out 250ms;  
    transition: all ease-in-out 250ms;  
}
```

```
.social-links {
```

```
        background-color:transparent!!important;
        box-shadow: none;
    }

    .social-links .item {
        color:#333333;
    }

    .icon-clicker {

        width: 100%;
        height: 100%;
    }

    .purchase-clicker {

        width: 80%;
        height: 80%;
    }

    .purchase-clicker-div {

        width: 100%;
        height: 100%;
    }

    <ion-view view-title="Events">
        <ion-nav-bar class="bar-positive background-no-lines">
            <ion-nav-buttons side="left">
```

```

        <a ng-click="goBack();" nav-direction="back"><button
class="button button-clear"><i class="icon ion-ios-arrow-thin-left"></i></button></a>

        </ion-nav-buttons>

    </ion-nav-bar>

    <ion-content>

        <ion-list class="events">

            <ion-item ng-repeat="event in calendar_events"
style="border:none;">

                <h2>{{ event.title }}</h2>

                <p style="margin-bottom:20px;"><span ng-if="category.name
!= 'nnu'" ng-repeat="category in event.category" class="tag" style="background-color:{{
category.color }};padding:2px 4px;color:#ffffff;font-size:12px;border-radius:3px;margin-
right:3px;">{{ category.name | uppercase }}</span></p>

                <div class="item item-body" style="border-radius:3px;">

                    <div ng-if="event.allDay == false">

                        <div>{{event.start_timestamp*1000 | date:'MMM
dd, h:mm a'}}<span ng-if="event.end_timestamp">&mdash;{{event.end_timestamp*1000 |
date:'MMM dd, h:mm a'}}</span></div>

                    </div>

                    <div ng-if="event.allDay == true">

                        All Day

                    </div>

                    <div ng-if="event.location">Location: {{ event.location
}}</strong></div>

                <p><span ng-bind-
html='toTrustedHTML(event.details)'></span></p>

```

```

        </div>
    </ion-item>
</ion-list>
</ion-content>
</ion-view>

<ion-view view-title="Calendar">
    <ion-spinner id="loading" ng-show="loader" class="ng-hide"></ion-spinner>
    <ion-nav-bar class="bar-positive background-no-lines">
        <!--<ion-nav-buttons side="left">
            <a ng-click="goBack();" nav-direction="back"><button
class="button button-clear"><i class="icon ion-ios-arrow-thin-left"></i></button></a>
        </ion-nav-buttons-->
    </ion-nav-bar>
    <ion-content>
        <ion-refresher pulling-text="Pull to refresh..." on-
refresh="doRefresh()"></ion-refresher>
        <ion-list>
            <ion-item ng-repeat="event in calendar_events |
orderBy:'start_timestamp'" href="#/tab/calendar/{{event.id}}" auto-list-divider auto-list-
divider-value="{{event.start_timestamp*1000 | date:'MMM d'}}" auto-list-divider-
class="divider" auto-divider-function="dividerFunction">
                <div ng-if="event.allDay == false">
                    <strong>{{ event.start_time }}</strong>
                    <span ng-if="category.name != 'nnu'" ng-
repeat="category in event.category" class="tag" style="background-color:{{

```



```
category.color }};padding:2px 4px;color:#ffffff;font-size:12px;border-radius:3px;margin-right:3px;">{{ category.name | uppercase }}</span>
```

```
</div>
```

```
<div ng-if="event.allDay == true">
```

```
<strong>All Day</strong>
```

```
</div>
```

```
<div>{{ event.title }}</div>
```

```
</ion-item>
```

```
</ion-list>
```

```
</ion-content>
```

```
</ion-view>
```

```
<ion-view view-title="Homecoming Event">
```

```
<ion-nav-bar class="bar-kingdom-red background-no-lines">
```

```
<ion-nav-buttons animation="slide-left">
```

```
<a ng-click="goBack();" nav-direction="back"><button class="button button-clear"><i class="icon ion-ios-arrow-thin-left"></i></button></a>
```

```
</ion-nav-buttons>
```

```
</ion-nav-bar>
```

```
<ion-content class="homecoming">
```

```
<ion-list class="events">
```

```
<ion-item ng-repeat="event in homecoming_events" style="border:none;">
```

```
<h2 style="margin-bottom:20px;">{{ event.title }}</h2>
```

```
<div class="item item-body" style="border-radius:3px;">
```

```
<div ng-if="event.allDay == false">
```

```

        <div>{{event.start_timestamp*1000 | date:'MMM
dd, h:mm a'}}<span ng-if="event.end_timestamp">&mdash;{{event.end_timestamp*1000 |
date:'MMM dd, h:mm a'}}</span></div>

    </div>

    <div ng-if="event.allDay == true">

        All Day

    </div>

    <div ng-if="event.location">Location: {{ event.location
}}</strong></div>

    <p><span ng-bind-
html='toTrustedHTML(event.details)'\></span></p>

    </div>

    </ion-item>

</ion-list>

</ion-content>

</ion-view>

<ion-view view-title="Homecoming" class="background-kingdom-red">

    <ion-nav-bar class="bar-kingdom-red background-no-lines">

        <ion-nav-buttons side="right">

            <a href="#/tab/homecoming/schedule"><button class="button
button-clear" ng-click="closeLogin()" nav-direction="forward"><i class="icon ion-ios-
calendar-outline"></i></button></a>

        </ion-nav-buttons>

    </ion-nav-bar>

    <ion-content class="background-kingdom-red has-header homecoming">

```

```
<ion-refresher pulling-text="Pull to refresh..." on-
refresh="doRefresh()"></ion-refresher>

<h3>Connect</h3>

<div class="list card social-links">

    <a href="#" class="item item-icon-left"
onclick="window.open('https://www.facebook.com/northwestnazarene', '_system',
'location=yes'); return false;"><i class="icon ion-social-facebook"></i>Northwest
Nazarene University</a>

    <a href="#" class="item item-icon-left"
onclick="window.open('https://twitter.com/hashtag/nnuhc16', '_system', 'location=yes');
return false;"><i class="icon ion-social-twitter"></i>Twitter #nnuhc16</a>

    <a href="#" class="item item-icon-left"
onclick="window.open('https://www.instagram.com/explore/tags/nnuhc16', '_system',
'location=yes'); return false;"><i class="icon ion-social-instagram"></i>Instagram
#nnuhc16</a>

    <a href="#" class="item item-icon-left"
onclick="window.open('https://www.nnu.edu/homecoming', '_system', 'location=yes');
return false;"><i class="icon ion-link"></i>www.nnu.edu/homecoming</a>

</div>

<h3>Featured Events</h3>

<div class="featured">

    <ion-spinner id="loading" ng-show="loader" class="ng-hide"></ion-
spinner>
```

```

        <div ng-if="event.featured == true" class="list card" nav-
direction="forward" ng-repeat="event in homecoming_events |
orderBy:'start_timestamp'" href="#/tab/homecoming/schedule/{{event.id}}">
            <a href="#/tab/homecoming/schedule/{{event.id}}"
class="item dark padding">{{ event.title }}<i class="icon ion-chevron-right on-arrow-
right" style="float:right;"></i></a>
                
                    <span ng-if="event.allDay == true" class="item dark
padding">All Day</span>
                        <span ng-if="event.allDay == false" class="item dark
padding">{{event.start_timestamp*1000 | date:'MMM d'}}, {{ event.start_time }}</span>
                            </div>
                                </div>
                                    </ion-content>
                                        </ion-view>
                                            <ion-view view-title="Homecoming Schedule">
                                                <ion-spinner id="loading" ng-show="loader" class="ng-hide"></ion-spinner>
                                                    <ion-nav-bar class="bar-kingdom-red background-no-lines" animation="slide-left-
right">
                                                        <ion-nav-buttons>
                                                            <a href="#/tab/homecoming" ng-click="goBack();" nav-
direction="back"><button class="button button-clear"><i class="icon ion-ios-arrow-thin-
left"></i></button></a>
                                                                </ion-nav-buttons>

```

```

</ion-nav-bar>
<ion-content class="homecoming schedule">
  <ion-refresher pulling-text="Pull to refresh..." on-
refresh="doRefresh()"></ion-refresher>
  <ion-list>
    <ion-item ng-repeat="event in homecoming_events |
orderBy:'start_timestamp'" href="#/tab/homecoming/schedule/{{event.id}}" auto-list-
divider auto-list-divider-value="{{event.start_timestamp*1000 | date:'MMM d'}}" auto-list-
divider-class="divider" auto-divider-function="dividerFunction">
      <div ng-if="event.allDay == false">
        <strong>{{ event.start_time }}</strong>
      </div>
      <div ng-if="event.allDay == true">
        <strong>All Day</strong>
      </div>
      <div>{{ event.title }}</div>
    </ion-item>
  </ion-list>
</ion-content>
</ion-view>

<ion-modal-view view-title="NSO">
  <ion-header-bar class="bar bar-header bar-energized background-no-lines">
    <h1 class="title">NSO Checklist</h1>
    <button class="button button-clear" ng-click="checklist_modal.hide()"><i
class="icon ion-ios-close-empty"></i></button>

```

```

</ion-header-bar>
<ion-content class="padding">
  <ion-list class="checklist">
    <ion-checkbox class="to-do" ng-repeat="item in checklist_items track by $index"
ng-model="item.checked" ng-checked="item.checked" ng-
click="checkTheBox();"><span ng-bind-html='toTrustedHTML(item.text)'\></span>
    </ion-checkbox>
  </ion-list>
</ion-content>
</ion-modal-view>
<ion-view view-title="NSO Event">
  <ion-nav-bar class="bar-energized background-no-lines">
    <ion-nav-buttons animation="slide-left">
      <a ng-click="goBack();" nav-direction="back"><button
class="button button-clear"><i class="icon ion-ios-arrow-thin-left"></i></button></a>
    </ion-nav-buttons>
  </ion-nav-bar>
  <ion-content class="nso">
    <ion-list class="events">
      <ion-item ng-repeat="event in nso_events" style="border:none;">
        <h2 style="margin-bottom:20px;">{{ event.title }}</h2>
        <div class="item item-body" style="border-radius:3px;">
          <div ng-if="event.allDay == false">
            <div>{{event.start_timestamp*1000 | date:'MMM
dd, h:mm a'}}<span ng-if="event.end_timestamp">&mdash;{{event.end_timestamp*1000 |
date:'MMM dd, h:mm a'}}</span></div>

```

```

        </div>
        <div ng-if="event.allDay == true">
            All Day
        </div>
        <div ng-if="event.location">Location: {{ event.location
}}</strong></div>
        <p><span ng-bind-
html='toTrustedHTML(event.details)'\></span></p>
        </div>
    </ion-item>
</ion-list>
</ion-content>
</ion-view>
<ion-view view-title="NSO" class="background-transformation-teal">
    <ion-nav-bar class="bar-energized background-no-lines">
        <ion-nav-buttons side="left">
            <button class="button button-clear" ng-
click="checklist_modal.show()"><i class="icon ion-ios-checkmark-outline"></i></button>
        </ion-nav-buttons>
        <ion-nav-buttons side="right">
            <a href="#/tab/nso/schedule"><button class="button button-clear"
ng-click="closeLogin()" nav-direction="forward"><i class="icon ion-ios-calendar-
outline"></i></button></a>
        </ion-nav-buttons>
    </ion-nav-bar>

```

```

<ion-content class="background-transformation-teal has-header nso">
  <ion-refresher pulling-text="Pull to refresh..." on-
refresh="doRefresh()"></ion-refresher>
  <h3>Connect</h3>
  <div class="list card social-links">
    <a href="#" class="item item-icon-left"
onclick="window.open('https://www.facebook.com/northwestnazarene', '_system',
'location=yes'); return false;"><i class="icon ion-social-facebook"></i>Northwest
Nazarene University</a>
    <a href="#" class="item item-icon-left"
onclick="window.open('https://twitter.com/hashtag/mynnuhome', '_system',
'location=yes'); return false;"><i class="icon ion-social-twitter"></i>Twitter
#mynnuhome</a>
    <a href="#" class="item item-icon-left"
onclick="window.open('https://www.instagram.com/explore/tags/mynnuhome', '_system',
'location=yes'); return false;"><i class="icon ion-social-instagram"></i>Instagram
#mynnuhome</a>
    <a href="#" class="item item-icon-left"
onclick="window.open('https://www.nnu.edu/nso', '_system', 'location=yes'); return
false;"><i class="icon ion-link"></i>www.nnu.edu/nso</a>
  </div>
  <h3>Featured Events</h3>
  <div class="featured">

```



```

        <ion-spinner id="loading" ng-show="loader" class="ng-hide"></ion-
spinner>

        <div ng-if="event.featured == true" class="list card" nav-
direction="forward" ng-repeat="event in nso_events | orderBy:'start_timestamp'"
href="#/tab/nso/schedule/{{event.id}}">

            <a href="#/tab/nso/schedule/{{event.id}}" class="item dark
padding">{{ event.title }}<i class="icon ion-chevron-right on-arrow-right"
style="float:right;"></i></a>

            <span ng-if="event.allDay == true" class="item dark
padding">All Day</span>

            <span ng-if="event.allDay == false" class="item dark
padding">{{event.start_timestamp*1000 | date:'MMM d'}}, {{ event.start_time }}</span>

        </div>

    </div>

</ion-content>

</ion-view>

<ion-view view-title="Check In">

    <ion-nav-buttons side="left">

        <a ng-click="goBack();"><button class="button button-clear"><i
class="icon ion-ios-arrow-thin-left"></i></button></a>

    </ion-nav-buttons>

    <ion-content class="positive">

```

**<a>"Lorem ipsum dolor sit amet, consectetur adipiscing elit, sed do eiusmod tempor incididunt ut labore et dolore magna aliqua. Ut enim ad minim veniam, quis nostrud exercitation ullamco laboris nisi ut aliquip ex ea commodo consequat. Duis aute irure dolor in reprehenderit in voluptate velit esse cillum dolore eu fugiat nulla pariatur. Excepteur sint occaecat cupidatat non proident, sunt in culpa qui officia deserunt mollit anim id est laborum." **

</ion-content>

</ion-view>

<ion-modal-view class="intro" view-title="NSO">

<ion-header-bar class="bar bar-header bar-positive">

<h1 class="title">Welcome!</h1>

<button class="button button-clear" ng-click="president_modal.hide()"><i class="icon ion-ios-close-empty"></i></button>

</ion-header-bar>

<ion-content class="background-positive stable padding" scroll="false">

<center></center>

<ion-scroll zooming="false" direction="y" style="height:200px;">

<h4 class="light">A personal greeting from Joel Pearsal, University President</h4>

<p>Lorem ipsum dolor sit amet, consectetur adipiscing elit, sed do eiusmod tempor incididunt ut labore et dolore magna aliqua. Ut enim ad minim veniam, quis nostrud exercitation ullamco laboris nisi ut aliquip ex ea commodo consequat. Duis aute irure dolor in reprehenderit in voluptate velit esse cillum dolore eu fugiat nulla pariatur. Excepteur sint occaecat cupidatat non proident, sunt in culpa qui officia

deserunt mollit anim id est laborum. Lorem ipsum dolor sit amet, consectetur adipiscing elit, sed do eiusmod tempor incididunt ut labore et dolore magna aliqua. Ut enim ad minim veniam, quis nostrud exercitation ullamco laboris nisi ut aliquip ex ea commodo consequat. Duis aute irure dolor in reprehenderit in voluptate velit esse cillum dolore eu fugiat nulla pariatur. Excepteur sint occaecat cupidatat non proident, sunt in culpa qui officia deserunt mollit anim id est laborum.</p>

```
</ion-scroll>
```

```
</ion-content>
```

```
</ion-modal-view>
```

```
<ion-view view-title="NSO Schedule">
```

```
<ion-spinner id="loading" ng-show="loader" class="ng-hide"></ion-spinner>
```

```
<ion-nav-bar class="bar-energized background-no-lines" animation="slide-left-right">
```

```
<ion-nav-buttons>
```

```
<a href="#/tab/nso" ng-click="goBack();" nav-direction="back"><button class="button button-clear"><i class="icon ion-ios-arrow-thin-left"></i></button></a>
```

```
</ion-nav-buttons>
```

```
</ion-nav-bar>
```

```
<ion-content class="nso">
```

```
<ion-refresher pulling-text="Pull to refresh..." on-refresh="doRefresh()"></ion-refresher>
```

```
<ion-list>
```

```
<ion-item ng-repeat="event in nso_events | orderBy:'start_timestamp'" href="#/tab/nso/schedule/{{event.id}}" auto-list-divider auto-
```

```

list-divider-value="{{event.start_timestamp*1000 | date:'MMM d'}}" auto-list-divider-
class="divider" auto-divider-function="dividerFunction">
    <div ng-if="event.allDay == false">
        <strong>{{ event.start_time }}</strong>
    </div>
    <div ng-if="event.allDay == true">
        <strong>All Day</strong>
    </div>
    <div>{{ event.title }}</div>
</ion-item>
</ion-list>
</ion-content>
</ion-view>

<ion-view view-title="NNU" class="background-positive news">
    <ion-spinner id="loading" ng-show="loader" class="ng-hide"></ion-spinner>
    <ion-nav-bar class="bar-positive background-positive-bar-remove-line">
        <!--<ion-nav-back-button></ion-nav-back-button>
        <ion-nav-buttons side="left">
            <a href="#/settings"><button class="button button-clear" nav-
direction="back"><i class="icon ion-gear-a"></i></button></a>
        </ion-nav-buttons>-->
        <ion-nav-buttons side="right">
            <a href="#/profile"><button class="button button-clear" ng-
click="closeLogin()" nav-direction="forward"><i class="icon ion-
person"></i></button></a>

```

```

        </ion-nav-buttons>

</ion-nav-bar>

<ion-content class="has-header news">
    <ion-refresher pulling-text="Pull to refresh..." on-
refresh="doRefresh()"></ion-refresher>

    <!--<ion-slide-box does-continue="false" show-pager="false" auto-
play="false" slide-interval="6000" height="25%">
        <ion-slide ng-repeat="item in news | orderBy:'created'">
            <div class="article">
                <div class="meta">
                    {{ item.category | uppercase }}
                </div>
                <h3>{{ item.title }}</h3>
                <p><a href="#">Read Article</a></p>
            </div>
        </ion-slide>
    </ion-slide-box>-->

    <div class="list card" ng-repeat="item in news">
        <div class="item item-avatar" >
            
            

```

```

        <h2 style="color:#333333!important;">{{ item.category
    }}</h2>

        <p>{{ item.created*1000 | date:'MMM d'}}</p>

    </div>

    <div class="item item-body" ng-
click="navigate(item.link)"><h2><span ng-bind-
html='toTrustedHTML(item.title)'></span></h2><p ng-bind-
html='toTrustedHTML(item.description)'></p></div>

    </div>

</ion-content>

</ion-view>

<ion-view class="background-positive" view-title="Profile">

    <ion-nav-bar class="bar-positive background-positive-bar-remove-line">

        <ion-nav-buttons>

            <a href="#/tab/nnu" ng-click="goBack();" nav-
direction="back"><button class="button button-clear"><i class="icon ion-ios-arrow-thin-
left"></i></button></a>

        </ion-nav-buttons>

    </ion-nav-bar>

    <ion-content>

    <div class="bar bar-subheader">

        <h2 class="title">Subscriptions</h2>

    </div>

```

```

    <div class="list has-subheader">
      <ion-checkbox ng-repeat="item in Sources" ng-model="item.Source" ng-
checked="item.Source" >
        {{ item.Title }}
      </ion-checkbox>
    </div>

  </ion-content>
</ion-view>
<ion-view class="background-positive" view-title="Howard's Secret">
  <ion-nav-bar class="bar-positive background-positive-bar-remove-line">
    <ion-nav-buttons>
      <a href="#/tab/nnu" ng-click="goBack();" nav-
direction="back"><button class="button button-clear"><i class="icon ion-ios-arrow-thin-
left"></i></button></a>
    </ion-nav-buttons>
  </ion-nav-bar>

  <ion-content class = "background-positive padding">

  <div class = "row padding">
    <div class = "col button button-positive padding" ng-click =
"addHoward()"></div>
    <div class = "col button button-clear padding"></div>

```

```

        <div class = "col light button button-positive padding" ng-click =
"addTo2()"></i></div>
    </div>

    <div class = "row padding">
        <div class = "col light padding">

            {{junk}}
            {{Howards}}</div>
                <div class = "col button button-clear padding"></div>
                <div class = "col light padding">{{Trees}}</div>
        </div>

    <div class = "row padding">
        <div class = "light button padding">
            <div class = "row padding">
                <div class = "col">1</img></div>

                <div class = "col">25</img></div>
            </div>
        <div class = "row padding">
            </img>
        </div>
    </div>

```


</div>

<div class = "row padding">

<div class = "col light padding" ></div>

</div>

<div class = "row padding">

<div class = "col light padding" ></div>

</div>

<div class = "row padding">

<div class = "col light padding" ><i class = "icon ion-ios-home-outline" ng-repeat = "houses in secretValue3objs"></i></div>

</div>

</ion-content>

</ion-view>

<ion-view view-title = "Settings">

<ion-nav-bar class="bar-positive background-positive-bar-remove-line">

<ion-nav-buttons side="right">

<button class="button button-clear"><i class="icon ion-ios-arrow-thin-left"></i></button>

</ion-nav-buttons>

</ion-nav-bar>

<ion-content class = "background-positive padding">

```

        </ion-content>
</ion-view>
<ion-tabs class="tabs-icon-bottom" border = "0px" border-top-width = "0px" position =
"bottom" >

    <!-- Home Tab -->

    <ion-tab icon-off="ion-ios-home-outline" icon-on="ion-ios-home" href="#/tab/nnu"
title="NNU">
        <ion-nav-view name="tab-nnu"></ion-nav-view>
    </ion-tab>

    <!-- Calendar Tab -->

    <ion-tab icon-off="ion-ios-calendar-outline" icon-on="ion-ios-calendar"
href="#/tab/calendar" title="Calendar">
        <ion-nav-view name="tab-calendar"></ion-nav-view>
    </ion-tab>

    <!-- NSO Tab -->

    <!--<ion-tab icon-off="ion-ios-location-outline" icon-on="ion-ios-location"
href="#/tab/nso" title="NSO">
        <ion-nav-view name="tab-nso"></ion-nav-view>
    </ion-tab-->

    <!-- Homecoming Tab -->

    <ion-tab icon-off="ion-ios-heart-outline" icon-on="ion-ios-heart"
href="#/tab/homecoming" title="Homecoming">

```

```
    <ion-nav-view name="tab-homecoming"></ion-nav-view>
</ion-tab>

</ion-tabs>
<!DOCTYPE html>
<html>
<head>
  <meta charset="utf-8">
  <meta name="viewport" content="initial-scale=1, maximum-scale=1, user-scalable=no,
width=device-width">

  <title></title>

  <!-- compiled css output -->
  <link href="css/ionic.app.css" rel="stylesheet">
  <link href="css/style.css" rel="stylesheet">

  <!-- ionic/angularjs js -->
  <script src="lib/ionic/js/ionic.bundle.js"></script>

  <!-- cordova script (this will be a 404 during development) -->
  <script src="cordova.js"></script>

  <!-- your app's js -->
  <script src="js/app.js"></script>
  <script src="js/controllers.js"></script>
  <script src="js/services.js"></script>
```

```
<script src="lib/ionic-ion-autoListDivider/ionic-ion-autoListDivider.js"></script>

</head>

<body ng-app="app" class="positive">

  <!--

  The nav bar that will be updated as we navigate between views.

  ** Now each view has a ion-nav-bar

  -->

  <!--

  The views will be rendered in the <ion-nav-view> directive below

  Templates are in the /templates folder (but you could also

  have templates inline in this html file if you'd like).

  -->

  <ion-nav-view></ion-nav-view>

</body>

</html>
```